


KPC Great Grow Out 2010 & Project Blazingstar - Species Choices




Mexican Hat
1, P




Rough Coneflower
1, P




Swamp Sunflower
2-3, P



Clustered Bushmint
1, P



American Aloe
2, P



Black-eyed Susan
1, B



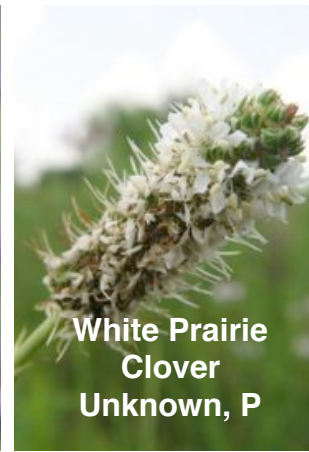
Texas Coneflower
1-2, P



Rattlesnake Master
2, P



Prairie Blazing Star
1-3, P



White Prairie Clover
Unknown, P



American Basketflower
1, A




Big Bluestem
4, P




Switchgrass
1-2, P



Florida Paspalum
3-4, P



Little Bluestem
2-3, P



Longspike Tridens
1-4, P



Yellow Indiangrass
2, P

Photo Credits | Carolyn Fannon - Mexican Hat, Rough Coneflower, American Aloe, Prairie Blazing Star, Yellow Indiangrass, Florida Paspalum, Little Bluestem | Lisa Spangler - Texas Coneflower, Rattlesnake Master | Jaime Gonzalez - Black-eyed Susan, White Prairie Clover, Big Bluestem, Longspike Tridens, Brownseed Paspalum | Marcus Joseph - American Basketflower

What do the numbers and letters under each species name mean?

Number - Germination Rates | 1= High (>75%) 2=Good (51-75%) 3=Fair (25-50%) 4=Low (<25%)
Letter - Type of plant | A=Annual, P=Perennial, B=Biennial